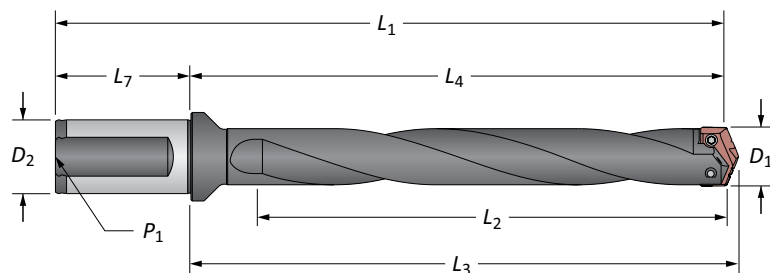


T-A® Drill Insert Holders

3 Series | Flanged Shank




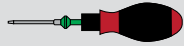



Helical Flute

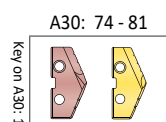
Length	D ₁	Body				Shank			Part No.	
		L ₂	L ₄	L ₃	L ₁	D ₂	L ₇	P ₁		
m	Intermediate	36.0 - 47.0	165.1	217.5	222.3	287.5	40.0	70.0	1/4*	23030H-40FM
	Standard	36.0 - 47.0	209.6	261.9	266.7	331.9	40.0	70.0	1/4*	24030H-40FM
i	Intermediate	1-13/32 - 1-7/8	6-1/2	8-9/16	8-3/4	11-1/4	1-1/2	2-11/16	1/4	23030H-150F
	Standard	1-13/32 - 1-7/8	8-1/4	10-5/16	10-1/2	13	1-1/2	2-11/16	1/4	24030H-150F

*Metric thread to BSP and ISO 7-1

Connection Accessories

					Admissible Tightening Torque* 1370 N-cm (121.3 in-lbs)
7514-IP20-1	7514N-IP20-1	8IP-20	8IP-20TL	8IP-20B	

*Tightening torques are calculated with a friction coefficient of $\mu = 0.14$ and develop 90% of ultimate yield strength



m = Metric (mm)
i = Imperial (in)

Screws sold in quantities of 10

A DRILLING
B BORING
C REAMING
D BURNISHING
E THREADING
X SPECIALS