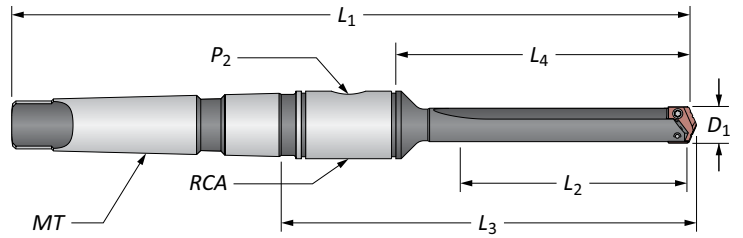


T-A® Drill Insert Holders

Y Series | Taper Shank

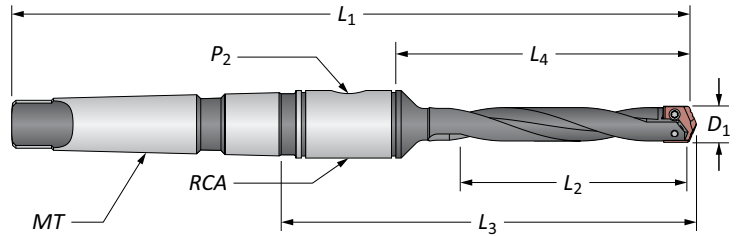


Straight Flute

Length	D ₁	Body				Shank			Part No.	
		L ₂	L ₄	L ₃	L ₁	MT	P ₂	RCA		
m Short	9.5 - 11.0	31.8	51.5	88.0	160.3	#2**	1/16*	2T-2SRM	220Y0S-002M	
i	Short	3/8 - 27/64	1-1/4	2-1/32	3-15/32	6-5/16	#2	1/16	2T-2SR	220Y0S-002I
	Standard	3/8 - 27/64	2-3/8	3-5/32	4-19/32	7-7/16	#2	1/16	2T-2SR	240Y0S-002I
	Extended	3/8 - 27/64	4-3/8	5-5/32	6-19/32	9-7/16	#2	1/16	2T-2SR	250Y0S-002I

*Metric thread to BSP and ISO 7-1

**Per ISO 296 type BEK



Helical Flute

Length	D ₁	Body				Shank			Part No.	
		L ₂	L ₄	L ₃	L ₁	MT	P ₂	RCA		
m Standard	9.5 - 11.0	60.3	80.2	116.7	188.9	#2**	1/16*	2T-2SRM	240Y0H-002M	
Extended	9.5 - 11.0	111.1	130.9	167.4	239.7	#2**	1/16*	2T-2SRM	250Y0H-002M	
i	Standard	3/8 - 27/64	2-3/8	3-5/32	4-19/32	7-7/16	#2	1/16	2T-2SR	240Y0H-002I
	Extended	3/8 - 27/64	4-3/8	5-5/32	6-19/32	9-7/16	#2	1/16	2T-2SR	250Y0H-002I

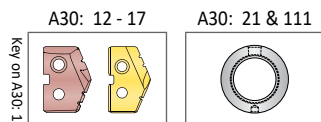
*Metric thread to BSP and ISO 7-1

**Per ISO 296 type BEK

Connection Accessories

Insert Screws	Nylon Locking Screws	Insert Driver	Preset Torque Hand Driver	Replacement Tips	Admissible Tightening Torque*
724-IP7-1	724N-IP7-1	8IP-7	8IP-7TL	8IP-7B	84 N-cm (7.4 in-lbs)

*Tightening torques are calculated with a friction coefficient of $\mu = 0.14$ and develop 90% of ultimate yield strength



m = Metric (mm)

i = Imperial (in)

Screws sold in quantities of 10

WARNING Refer to Speed and Feed charts for recommended adjustments to speeds and feeds. Refer to page A30: 148 for deep hole drilling guidelines in this section of the catalog. Visit www.alliedmachine.com for the most up-to-date information and procedures. Factory technical assistance is available for your specific applications through our Application Engineering Team.