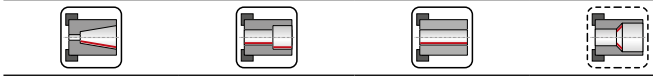

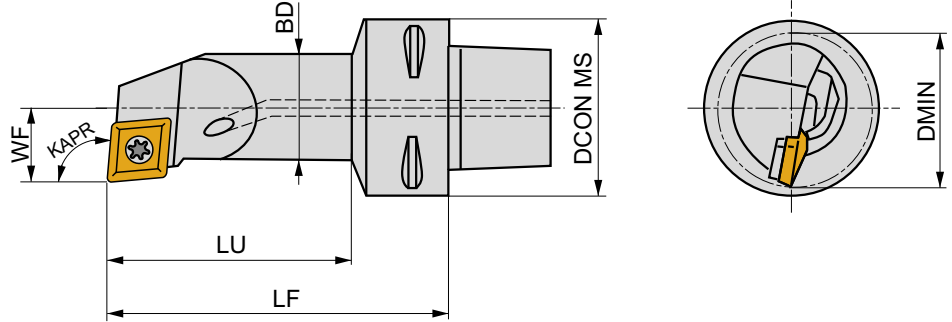
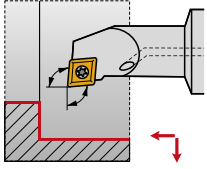


C.-SCLC(RL) INT

P M K N S H

S

PRAMET



	DCON MS	DMIN	WF	LF	LU	BD	KAPR	LAMS	GAMO		kg		
	[mm]	[mm]	[mm]	[mm]	[mm]	[mm]	[°]	[°]	[°]				
C3-SCLCR-11065-09	32	20	11	65	48	16	95	-8,4	0	✓	0,20	G1041	SC09M
C3-SCLCR-13075-09	32	25	13	75	58	20	95	-5,8	0	✓	0,26	G1041	SC09M
C4-SCLCR/L-11070-09	40	20	11	70	47	16	95	-8,4	0	✓	0,36	G1041	SC09M
C4-SCLCR/L-13080-09	40	25	13	80	57	20	95	-5,8	0	✓	0,41	G1041	SC09M
C4-SCLCR-17090-09	40	32	17	90	68	25	95	-3,4	0	✓	0,52	G1041	SC09M
C5-SCLCR/L-11070-09	50	20	11	70	46	16	95	-8,4	0	✓	0,57	G1041	SC09M
C5-SCLCR/L-13080-09	50	25	13	80	56	20	95	-5,8	0	✓	0,65	G1041	SC09M