
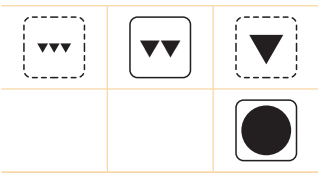
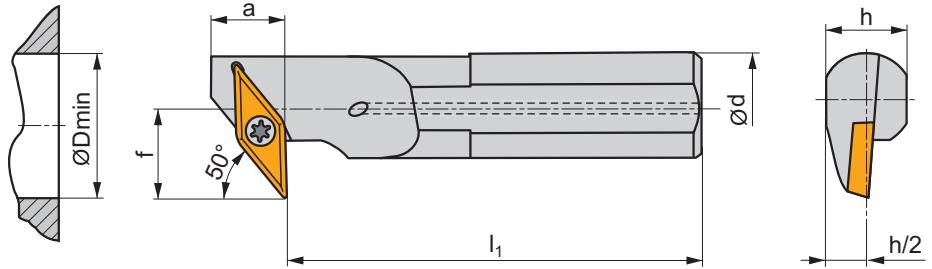
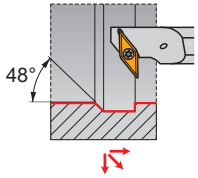


SVLC(RL) INT
P M K N S H


ISO	d	D _{min}	f	h	l ₁	a	λ _s °	γ°		kg		
A20S-SVLCR/L 13-X	20	27	15	18	250	15	-4	-2	✓	0,60	GI211	SV21
A25T-SVLCR/L 13-X	25	35	20	24	300	18	-2	-2	✓	1,15	GI211	SV21
A32T-SVLCR/L 13-X	32	43	25	30	300	18	-1	-2	✓	2,10	GI211	SV21

	GI211		VC.. 1303..
--	-------	--	-------------

	SV21		5513 020-24		Nm	1,5		M3		8,5		PT-8002
--	------	--	-------------	--	----	-----	--	----	--	-----	--	---------