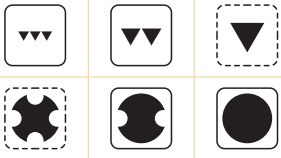
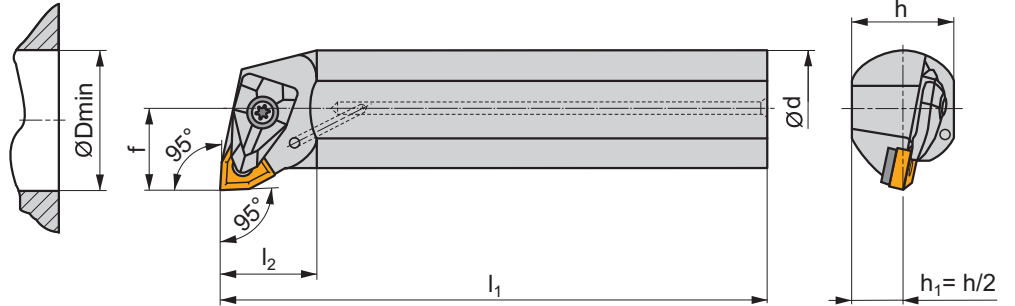
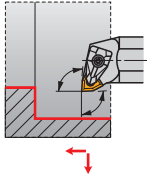


DWLN(RL) INT

P **M** **K** **N** **S** **H**

D



ISO	d	D _{min}	f	h	l ₁	l ₂	λ _s °	γ°				
A25T-DWLN(RL) 06	25	32	17	23	300	31,0	-14	-6	✓	1,10	GI028	DW06
A25T-DWLN(RL) 08	25	33	17	23	300	31,0	-12	-6	✓	1,10	GI072	DW108
A32T-DWLN(RL) 08	32	40	22	30	300	33,0	-10	-6	✓	1,80	GI072	DW108
A40T-DWLN(RL) 08	40	50	27	37	300	36,0	-13	-6	✓	2,60	GI072	DW08
A50U-DWLN(RL) 08	50	63	35	47	350	39,0	-11	-6	✓	5,20	GI072	DW08



GI028
GI072



WN.. 0604..
WN.. 0804..



DW06
DW08
DW108



DCS 09
DCS 12
DCS 12



1,7
3,9
3,9



DWS 328-01
DWS 331-12
DWS 328-02



US 2004-T09P
US 2002-T15P
US 2002-T15P



FLAG T09P
FLAG T15P/3,5
FLAG T15P/3,5