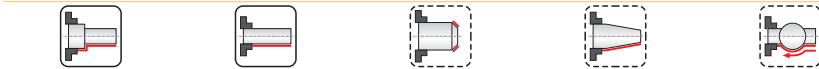
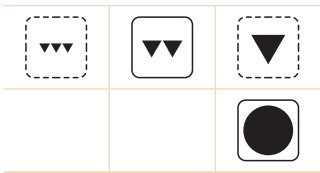
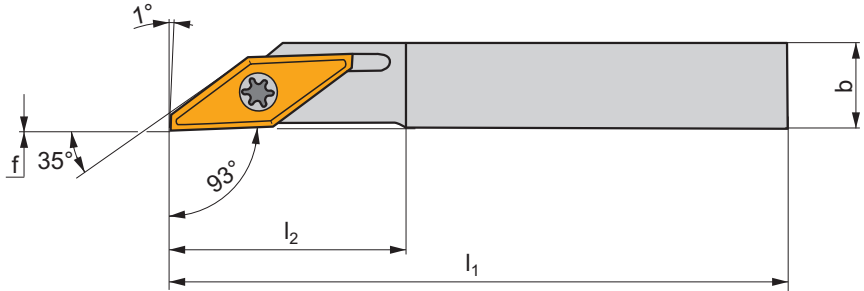
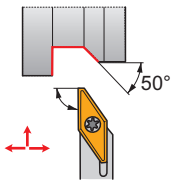


SVJCR(L)-DC EXT

P M K N S H

S



ISO	$h=h_1$	b	f	l_1	l_2	λ_s°	γ°	kg		
SVJCR/L 0808 K 13-DC	8	8	0	125	25,0	0	0	0,08	GI222	SV21
SVJCR/L 1010 L 13-DC	10	10	0	140	25,0	0	0	0,12	GI222	SV21
SVJCR/L 1212 L 13-DC	12	12	0	140	25,0	0	0	0,17	GI222	SV21
SVJCR/L 1616 M 13-DC	16	16	0	150	25,0	0	0	0,30	GI222	SV21
SVJCR/L 2020 M 13-DC	20	20	0	150	25,0	0	0	0,45	GI222	SV21
SVJCR/L 2525 M 13-DC	25	25	0	150	25,0	0	0	0,68	GI222	SV21

GI222	VCGX 1303..

SV21	5513 020-24	1,5	M3	8,5	PT-8002